



The Stone Pony Tech/Info Rider

Updated 02/15/19. This rider has changed from previous versions and supersedes all those dated earlier than 02/15/19.

Facility GM: Caroline O'Toole cot508@aol.com

Production Manager: Brett Smith brett@asburyaudio.com

Audio: Brett Smith brett@asburyaudio.com

Lighting: Dwight Kelly tupeelula@yahoo.com

House Promoter: Kyle Brendle ponyrocks89@yahoo.com


Facility phone number: 732-502-0600

Load in and Parking:

Physical address: 913 Ocean Avenue, Asbury Park, NJ 07712 [MAP LINK](#)

You will enter the Asbury Park Waterfront on Asbury Ave, regardless of the highway that you start from. As you approach the waterfront, make the left onto Kingsley Ave, which is the last traffic light before Ocean Ave. GPS will likely tell you to continue onto Ocean Ave from Asbury Ave, however this forces you to go around the block multiple times due to one way streets. From Kingsley Ave, you will make the 2nd right turn onto 2nd Ave. You will then make the immediate right into our private gravel lot at 2nd and Kingsley. This can be referenced as the yellow section in the parking map below. There may be a closed gate marked "private parking." If the lot is unattended when you arrive, you can open the gates, however, please close them behind you. Once in the lot, proceed to the southern end (the direction that you are facing on entry) and back any busses/trucks/trailers to the large (16') fence opening. Use the blue rectangle in the parking map below for a reference on where and how you should position your vehicles. Please leave enough clearance for your ramps/gates, as well as any other tour/support vehicles. If you are arriving well before your load in time, or leaving well after load out, please provide the PM, Brett with that information so that proper arrangements can be made as this lot is shared with several venues and we often have one tour pulling in as another is pulling out. ***Please note that we can no longer park any vehicles, other than those that fit into a single parking space on the streets unless the city has approved specific arrangements in advance. Street parking is metered and enforced year round. The venue and/or promoter will not be responsible for any parking tickets or fees related to on street parking.***

- Load is a 150' (street level) push to the stage.
- You will load through a full size garage door into the venue.
- The stage is two steps up from ground level, a ramp is provided as needed.
- If you are arriving at or near your load in time, please contact the PM, Brett. If we have a clear street and your driver is not up against his/her drive time limit, we may be able to have you park on 2nd avenue for load in (20' push instead of 150') and then move your bus/truck to our lot.



TRASH: Please do not leave loose trash or garbage bags outside of your tour vehicles. A staff member can provide you with garbage cans or you can feel free to use the dumpsters that will be to your right. As we are an oceanfront community, there are large pigeons and seagulls that will make a mess of any loose trash, which results in complaints and or fines from the city and Clean Ocean Action. Any fines will be billed back to the band, booking agent, or promoter. Thank you for your cooperation in this matter.

Dressing Rooms:

There are 2 private and lockable dressing rooms, a common hospitality area, and a small private and lockable production office. These are located in the adjoining building. There is no public access to the building, however the route from the dressing rooms to the stage does require being outside (in a non public area) for about 40 feet. Each of these two dressing rooms is 19' x 20' and furnished. One has a private bathroom. There are two additional bathrooms and one shower in the common area.

Please note that in most cases the dressing rooms will close no more than one hour after the end of show.

Internet:

Wifi is available throughout the facility. A hardwire (cat5) connection can be made in the production office if you are carrying your own router. Passwords change frequently but are posted throughout the venue.

FOH Audio:

- APB Dynasonics Spectra-Ti 48/4 Analog Console (*balanced insert points/separate sends and returns, total FOH channel count 48 mono, 4 stereo. 8 Mono channels are dedicated to FX returns*)

Analog Inserts:

- 4 Channels Drawmer DS201 Gates
- 8 Channels DBX 1074 Gates
- 4 Channels Symetrix 525 Comp/Gates
- 4 Channels FMR Audio Really Nice Compressor (Stereo Units)
- 2 Channels DBX 160A
- 4 Channels DBX 166 Classic Comp/Gates
- 2 Channels DBX 166XL Comp/Gates
- 4 Channels DBX 1066 Comp/Gates
- 4 Channels DBX 1046 Comps
- 4 Channels BSS DPR 404 Comp with De-Esser
- 1 Channel BSS DPR 901ii Multiband Compressor/Dynamic EQ
- 2 Channels Chameleon Labs 7720 Stereo Bus Comp (SSL Style Clone)

Effects:

- 2 TC M1XL Reverb/FX
- 1 TC D2 Delay
- 1 TC M350 Reverb/FX

Recording:

- 1 Tascam CDRW901MKII CD burner fed by the console's L/R output.
- 1 Behringer UMC404HD 192k/24bit 4 channel USB recording interface (w/Midas preamps) fed by the console's L/R output and 2 KSM 141's hung from the ceiling in wide stereo configuration.
- HP Windows 10 PC with 'Waves Tracks Live' recording software.
- Multi-track recording from the Avid SC48 in monitor land can be arranged at a cost to the artist. Venue origination and other fees apply. Please make arrangements in your advance.

PA:

- Dynacoustics 4 way quad-amped system, B&C loaded (4 flown tops, 2 per side, each top consists of 2x15", 2x10" and 1x2")
- Aux fed under stage subs, 8x18", (folded horn)
- Center Fill 1xVRX932LADP (internal power/processing)
- 2x Dynacoustics T151 (back room fills)
- 4x JBL AWC82 (outdoor fills)
- 1x JBL Control 30 (front door fill)

PA Processing:

- 1 DBX DR4800 DSP (main hang, subs and back room fills)
- 4 Channels Ashley Protea EQ for front end processing (L/R, Sub, C Fill)
- 2 Channels DBX 1231 EQ (front door and outside fills)
- 2 Channels Rane AD22B Delay (front door and outside fills)

PA Power:

- Crown Macrotech MA5000 (subs)
- Crown Macrotech MA5000 (low mids)
- Crown Macrotech MA5000 (high mids)
- Crown Macrotech MA600 (highs)
- QSC PLX3002 (back room and front door fills)
- Crown Drivecore 2 Series XLS 2502 (outside fills)

Monitor Audio:

- Avid Venue SC48 (**48 analog inputs and 16 analog outputs, firewire and AES50 networking.*)
- ***The Stone Pony does not have digital snake runs to FOH and utilizes copper splits.***
- 9 15" & 2" Dynacoustics M152 wedges
- 1 2x15" & 2" Dynacoustics M2152 drum fill
- 8 Channels DBX 223XL crossovers
- Crown Macrotech power for 8 bi-amped wedge mixes (including cue) and 1 bi-amped drum fill. Drum fill processing is thru the internal PIP card in the Crown 24x6.

THERE ARE NO SIDEFILLS IN THE STONE PONY DUE TO THE SIGHTLINE ISSUES IN A WIDE, SHALLOW ROOM. THE USE OF SIDEFILLS IS DISCOURAGED AT ALL SHOWS FOR THIS SAME REASON. YOU MUST MAKE ARRANGEMENTS FOR SIDEFILLS WHEN ADVANCING YOUR SHOW IF THEY ARE A NECESSITY

Mics:

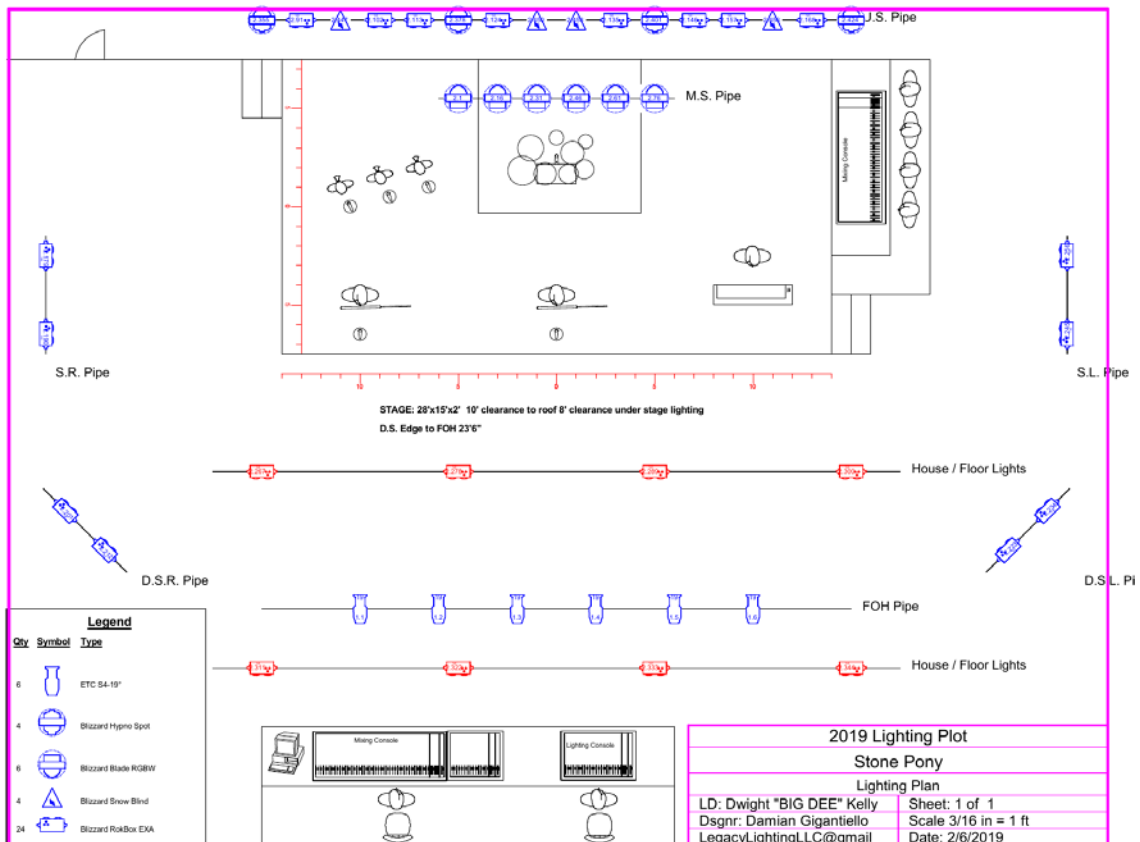
- 12 Shure SM58
- 8 Shure SM57
- 1 Shure Beta 57
- 2 Sennheiser 609
- 3 Audix D6
- 3 Audix D4
- 4 Audix D2
- 2 Audix I5
- 5 Audix ADX51
- 3 Audix OM2
- 1 AKG D11
- 2 Samson CO2
- 3 DBX DB12 Active DI
- 9 DBX DB10 Passive DI

Misc Audio:

- 4 (8 channel) and 1 (12 channel) sub snakes
- 3 20 amp power drops, each on a separate circuit with 2 quad ends
- 1 20 amp downstage power drop with quad boxes every 8 feet
- 1 40 channel passive split snake
- 1 24 channel passive split snake
- 1 12 channel drive snake
- 80+ XLR in various lengths
- 40+ mic stands (tall/short booms and round base straight stands)
- 15 25ft Edison quad boxes
- 150A 3phase cam lock disconnect located offstage left, dedicated to audio including the house system

Lighting:

- Avolite Pearl Tiger console
- 16 Blizzard RokBox EXA
- 8 Blizzard Hotbox EXA
- 6 Blizzard Blade RGBW
- 4 Blizzard Hypnospot
- 4 Blizzard SnowBlind
- 6 19deg S4 Lekos
- 2 3pin DMX guest lines
- A single 150A 3 phase disconnect with cam locks dedicated to lighting is located 10ft from the USR corner of the stage.
- 3 20A circuits are located upstage in the ceiling for additional lighting; however, the house rig shares these circuits. Any touring lighting package pulling more than 30 amps at full draw will need to make arrangements to tie into our dedicated lighting disconnect. If you are not carrying a PD, please make arrangements in your advance, as we typically don't keep one onsite. Rentals can be arranged.
- Ceiling height is 12' from floor, 10' from stage.
- Up stage pipe trim height to the bottom of the lowest fixture is 7'8"
- Mid stage pipe trim height to the bottom of the lowest fixture is 8'3"



Stone Pony Lighting Patch Sheet 2019								
FOH Lekos	Leko 1	Leko 2	Leko 3	Leko 4	Leko 5	Leko 6		
	1.1	1.2	1.3	1.4	1.5	1.6		
Blizzard Blade RGBW 15ch	Blade 1	Blade 2	Blade 3	Blade 4	Blade 5	Blade 6		
	2.1	2.16	2.31	2.46	2.61	2.76		
Blizzard Rokbox EXA 11ch U.S.	U.S. Rokbox 1	U.S. Rokbox 2	U.S. Rokbox 3	U.S. Rokbox 4	U.S. Rokbox 5	U.S. Rokbox 6	U.S. Rokbox 7	U.S. Rokbox 8
	2.91	2.102	2.113	2.124	2.135	2.146	2.157	2.168
Rokbox EXA 11ch S.R.	U.S. Rokbox	D.S. Rokbox						
	2.179	2.190						
Rokbox EXA11ch D.S.R	Off stage Rokbox	On stage Rokbox						
	2.201	2.212						
Rokbox EXA11ch D.S.L.	On stage Rokbox	Off stage Rokbox						
	2.223	2.234						
Rokbox EXA 11ch S.L.	D.S. Rokbox	U.S. Rokbox						
	2.245	2.256						
Hokbox EXA11ch Floor	Floor Rokbox 1	Floor Rokbox 2	Floor Rokbox 3	Floor Rokbox 4	Floor Rokbox 5	Floor Rokbox 6	Floor Rokbox 7	Floor Rokbox 8
	2.267	2.278	2.289	2.300	2.311	2.322	2.333	2.344
Blizzard Hypno Spot 23ch	Hypno Spot 1	Hypno Spot 2	Hypno Spot 3	Hypno Spot 4				
	2.355	2.378	2.401	2.424				
Blizzard Snow Blind 3ch	Snow Blind 1	Snow Blind 2	Snow Blind 3	Snow Blind 4				
	2.447	2.450	2.453	2.456				

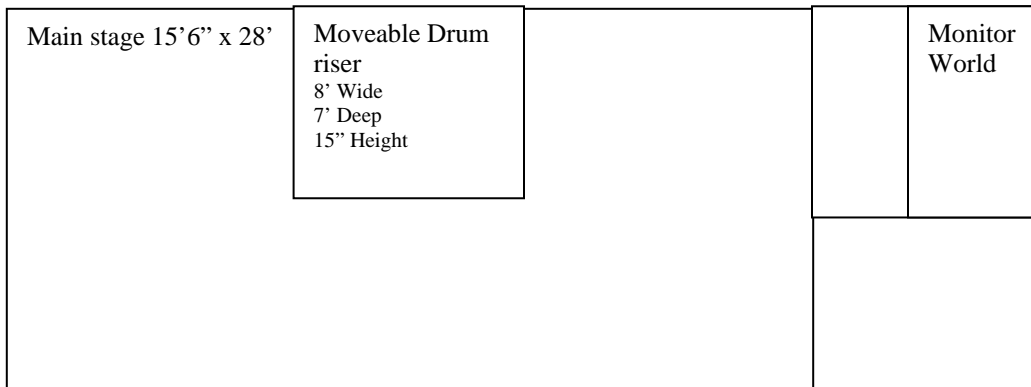


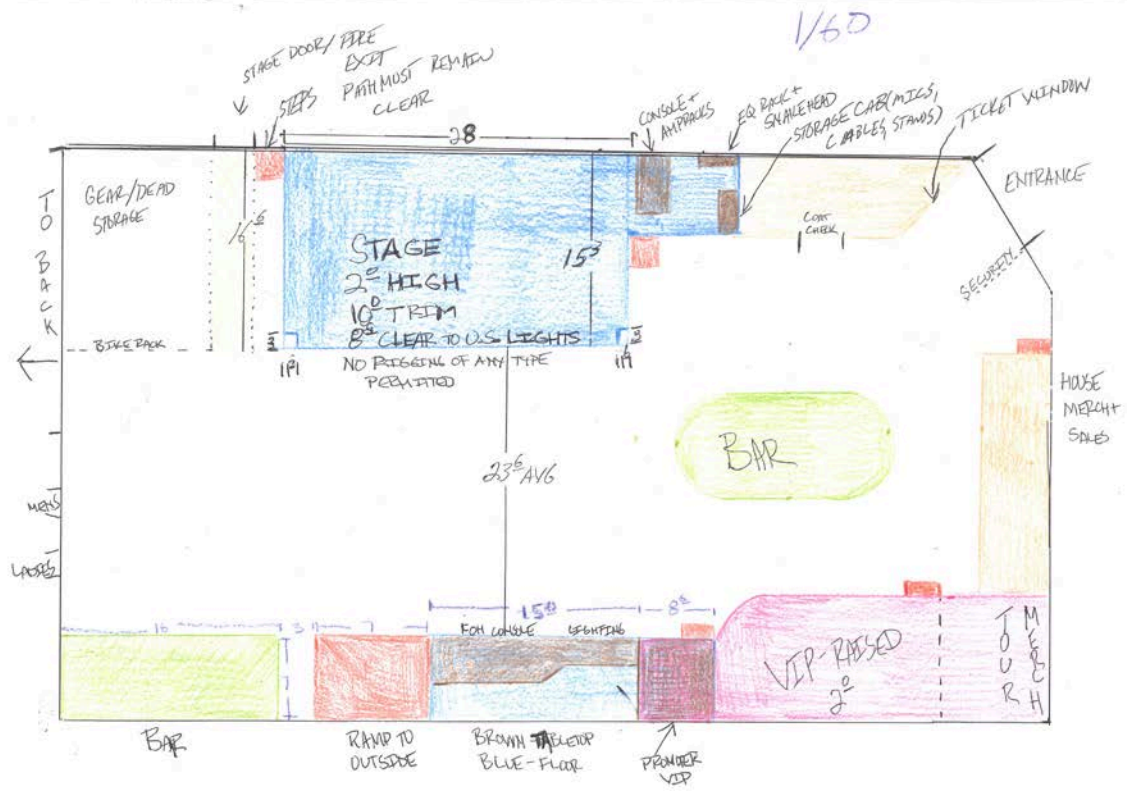
Trim Height/Banners:

10' from stage, 12' from floor, 7'8" to lowest lighting instrument (up stage pipe) over the stage. ***Because of an open wood truss roof construction, no rigging of any equipment to the ceiling truss is permitted.*** A single bar is available to hang banners and back drops, however, there is some obstruction from both the lighting rig and the roof construction itself. All banners and backdrops must have a current fire cert. A copy should be emailed during advance or presented to the stage manager at load in. Our fire marshal does a walkthrough before most shows and will almost always ask to review it.

Stage:

- 15'6"x28'x2' not including monitor world wing, diagram below.
- **The amp racks cannot be moved.** It is preferred that the house monitor console that sits on the amp racks stay in place, and that guest monitor consoles are set on the floor SR or SL. Any SR placement of a monitor or backline tech world **MUST** comply with emergency egress needs.
- A movable 8'w x 7'd x 15"h drum riser (2 piece construction) is available on all shows.
- Mojo style steel stage barricade can be utilized when requested. Management reserves the right to require barricade on any show.
- Bike rack is used to section off the gear pit and any tech worlds.





LOCAL INFORMATION AND SERVICES		
EMERGENCY		
Local Emergency #	911	n/a
Asbury Park Police	(732) 774-1300	1 Municipal Plaza # 1 Asbury Park, NJ 07712
Asbury Park Fire Department	(732) 502-4556	800 Main Street Asbury Park, NJ 07712-5987
Jersey Shore Medical Center	(732) 776-4240	1945 New Jersey 33 Neptune City, NJ 07753
PHARMACY		
Rite Aid	(732) 775-9083	901 Main St. Asbury Park, NJ 07712
Walgreens	(732) 988-2100	1905 Corlies Ave. Neptune City, NJ 07753
DEPARTMENT STORES		
Target	(732) 918-6645	2331 State Route 66 ^{SEP} Ocean, NJ 07712
Walmart	(732) 922-8084	3575 State Route 66 Neptune, NJ 07753
SUPERMARKETS		
Shoprite	(732) 775-4250	2200 State Route 66 Neptune, NJ 07753
Wegmans	(732) 695-7000	1104 State Route 35 Ocean, NJ 07712
Dean's Natural Market	(732) 517-1515	1119 State Route 35 Ocean, NJ 07712
TECHNICAL		
Asbury Audio	732-938-3100	5027 Industrial Rd. Building 1 Farmingdale, NJ 07727
Legacy Lighting	732-754-6496	Wall Twp., NJ 07719
Russo Music	732-455-8397	619 Lake Ave. Asbury Park, NJ 07712
Guitar Center	732-493-0614	2323 State Route 66 Ocean, NJ 07712
Sam Ash	732-572-5595	1831 State Route 27 Edison, NJ 08817
TAXI		
Tops Taxi	732-776-7711	n/a
Allaire Limo	732-577-0023	n/a
HOTELS		
The Asbury Hotel	732-774-7100	201 5th Ave. Asbury Park, NJ 07712
Berkeley Oceanfront Hotel	732-776-6700	1401 Ocean Ave. Asbury Park, NJ 07712
Holiday Inn Express	732-922-9600	3510 State Route 66 Neptune City, NJ 07753
Sheraton Eatontown	732-542-6500	6 Industrial Way E, Eatontown, NJ 07724
Empress Hotel	732-774-0100	101 Asbury Ave. Asbury Park, NJ 07712
Courtyard By Marriot	732-389-2100	600 Hope Rd. Tinton Falls, NJ 07724
Double Tree By Hilton	732-544-9300	700 Hope Rd. Tinton Falls, NJ 07724
AIRPORTS/OTHER TRANSPORTATION		
Rail/Bus	NJ Transit	
Airports	Newark - EWR	
	New York - JFK	
	New York - LGA	
	Philadelphia - PHL	
	Atlantic City - ACY	
	Monmouth Airport - KBLM	